





## 1,264 HATE CRIMES

2016 - 2017


The number of incidents of Islamophobic hate crime is rising: according to Metropolitan Police Force statistics, there were 1,115 Islamophobic hate crimes reported in 2015/16, and 1,264 in 2016/17,



## 143,920 TWEETS

MARCH 2016 - 2017

Between March 2016 - March 2017, 143,920 Tweets were sent from the UK that are considered to be derogatory and anti-Islamic – this amounts to 393 a day.



88%

## HATE CRIMES

88% of recorded hate crimes are religiously or racially motivated.



41%

## RACIST AND RELIGIOUS ABUSE

The number of incidents of racist and religious abuse recorded by police in England and Wales reached 6561 – an increase of 41% - in the month after the UK voted to leave the EU.



1 IN 3

## RACIALLY PREJUDICED

1 in 3 Britons admits to being racially prejudiced.



# Islamophobia and hate crime

1.The UN Special Rapporteur on Contemporary Forms of Racism, Racial Discrimination, Xenophobia, and Related Intolerance, defined Islamophobia as:

**“...a baseless hostility and fear vis-à-vis Islam, and, as a result, a fear of and aversion towards all Muslims or the majority of them.”**

*'Racism, Racial Discrimination, Xenophobia and Related Forms of Intolerance: Follow-up to and Implementation of the Durban Declaration and Programme of Action' United Nations Human Rights Council, August 21, 2007, accessed May 2, 2017, <https://documents-ddsny.un.org/doc/UNDOC/GEN/G07/137/32/PDF/G0713732.pdf?OpenElement>.*

2.The number of incidents of Islamophobic hate crime is rising: according to Metropolitan Police Force statistics, there were 1,115 Islamophobic hate crimes reported in 2015/16, and 1,264 in 2016/17, (a 13.3% year on year increase).

*'MPS FY 2016/17 Crime Statistics,' Tableau Public, accessed May 08, 2017, <https://public.tableau.com/profile/metropolitan.police.service#!/vizhome/MPSFY-201617CrimeStatistics/NOTES>.*

3.Between March 2016-March 2017, 143,920 Tweets were sent from the UK that are considered to be derogatory and anti-Islamic – this amounts to 393 a day.

*Carl Miller and Josh Smith, Anti-Islamic Content on Twitter - Demos, accessed June 05, 2017, <https://www.demos.co.uk/project/anti-islamic-content-on-twitter/>.*

4.Muslim adults are the most likely to be a victim of religiously motivated hate crime.

*Home Office, Office for National Statistics and Ministry of Justice, An Overview of Hate Crime in England and Wales (December 2013). See [https://www.gov.uk/government/uploads/system/uploads/attachment\\_data/file/266358/hate-crime-2013.pdf#page=25](https://www.gov.uk/government/uploads/system/uploads/attachment_data/file/266358/hate-crime-2013.pdf#page=25)*

5.88% of recorded hate crimes are religiously or racially motivated.

*"Hate crime, England and Wales, 2015 to 2016," Hate crime, England and Wales, 2015 to 2016 - GOV.UK, October 13, 2016, <https://www.gov.uk/government/statistics/hate-crime-england-and-wales-2015-to-2016>.*

6.The number of incidents of racist and religious abuse recorded by police in England and Wales reached 6,561 – an increase of 41% - in the month after the UK voted to leave the EU.

*"Race and religious hate crimes rose 41% after EU vote," BBC News, October 13, 2016, <http://www.bbc.co.uk/news/uk-politics-37640982>.*

7.Muslims are not a race but Islamophobia can and does often manifest itself as a racist hate crime.

8.1 in 3 Britons admits to being racially prejudiced.

*Mark Easton, "One third of Britons 'admit being racially prejudiced'" BBC News, May 28, 2014, <http://www.bbc.co.uk/news/uk-27599401>.*

9.Twenty children are excluded from school every day for racist abuse of their peers.

*"Twenty children a day excluded for racial abuse, official figures show." Tes, October 29, 2016, <https://www.tes.com/news/school-news/breaking-news/twenty-children-a-day-excluded-racial-abuse-official-figures-show>.*

10. 92% of victims of hate crime, such as Islamophobia, report that they were “emotionally affected” by the incident and are more than twice as likely to experience fear, difficulty sleeping, anxiety or panic attacks in comparison to victims of crime overall.

*"Hate Crime Policy Statement," Reports: Victim Support, Accessed June 07, 2017, <https://www.victimsupport.org.uk/sites/default/files/Victim%20Support%20Policy%20Statement%20-%20Hate%20crime.pdf>.*

